


PPE Condominium Community in Hauterive





Installation Details

Location: PPE Condominium Community, Hauterive

Area: 3 Houses - House No. 4, No. 6, No. 8

Model:  Vulcan S10:
in the technical room of House No.4

 Vulcan S100:
in the technical room of House No.6

 Vulcan S10:
water main inlet of House No.8


- Purpose:
1. To solve general scaling problems.
 2. To protect the water heaters of the 3 houses.
 3. To make the cleaning easier.

- Result: After 3 months:
1. Cleaning was easier.
 2. Existing scale deposits in the water tap.

Vulcan S100 was installed on the water main inlet of House No.6.

Step 1: Remove the insulation cotton and install the impulse bands.

Step 2: Install S100 unit, and then wrap back the insulation layer.



After Vulcan treatment,
existing scale deposits in the water tap.